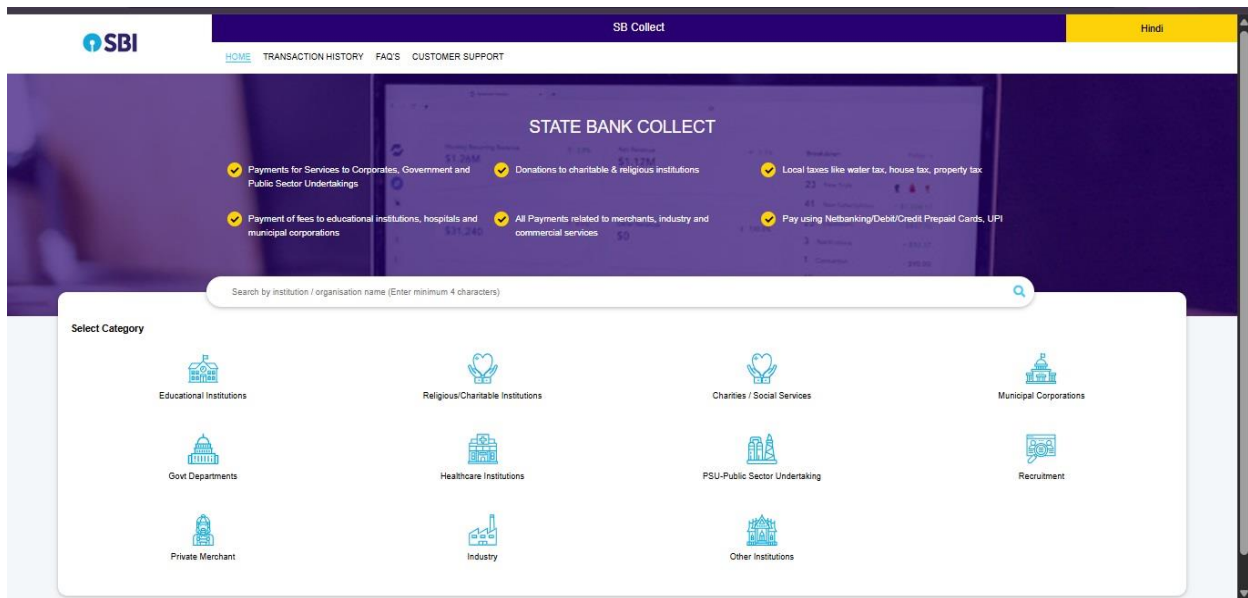




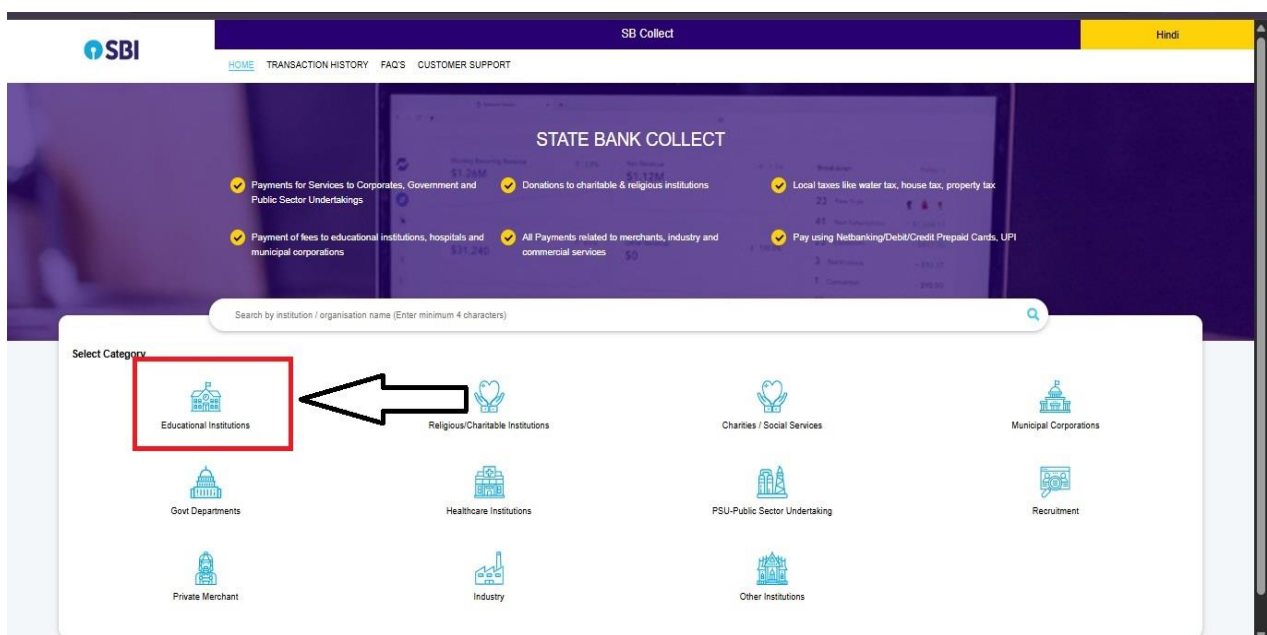
**GOVT. OF ASSAM**  
**OFFICE OF THE PRINCIPAL, BARAK VALLEY ENGINEERING COLLEGE**  
**NIRALA, SRIBHUMI, ASSAM-788701**

**INSTRUCTIONS FOR ONLINE ADMISSION PAYMENT THROUGH SBI COLLECT**

1. Click on the Payment Gateway Link provided (<https://www.onlinesbi.sbi/sbicollect/icollecthome.htm>).
2. After clicking on the link, the following interface will appear on the Screen.



3. Scroll down to **Select Category** and **Click on to Educational Institution.**



4. Type **Barak valley Engineering College** in the search box and **Select the college** from the drop down menu.

The screenshot shows the SBI SB Collect payment progress page. The 'Select Payee' step is highlighted with a red box. The search results show 'BARAK VALLEY ENGINEERING COLLEGE NIRALA' in Assam. The page includes a progress bar with five steps: Select Payee, Enter Payment Details, Verify Payment Details, Complete Payment, and Print Receipt. The 'Select Payee' step is currently active. Below the search bar, there is a table with columns 'Name of Educational Institutions' and 'State'. The table shows one entry: 'BARAK VALLEY ENGINEERING COLLEGE NIRALA' in 'Assam'. The page also includes a 'Back' button and a 'Filter by State' dropdown menu.

5. Now “Payment Category” section will appear in the new page.


The screenshot shows the SBI SB Collect payment progress page. The 'Enter Payment Details' step is highlighted with a red box. The 'Payment Category' dropdown menu is visible. The page includes a progress bar with five steps: Select Payee, Enter Payment Details, Verify Payment Details, Complete Payment, and Print Receipt. The 'Enter Payment Details' step is currently active. Below the progress bar, there is a message: 'This page will expire in 05:00 minutes, please complete the data entry in time to avoid timeout error.' Below this message, there is a table with columns 'Name of Educational Institutions' and 'State'. The table shows one entry: 'BARAK VALLEY ENGINEERING COLLEGE NIRALA' in 'Assam'. The page also includes a 'Back' button and a 'Filter by State' dropdown menu.

6. Select **1<sup>st</sup> Year/JLEE admission** option from the **Drop down menu**.

The screenshot shows the SBI SB Collect payment progress page. The 'Enter Payment Details' step is highlighted with a red box. The 'Payment Category' dropdown menu is open, showing the '1st Year/JLEE Admission Fee' option. The page includes a progress bar with five steps: Select Payee, Enter Payment Details, Verify Payment Details, Complete Payment, and Print Receipt. The 'Enter Payment Details' step is currently active. Below the progress bar, there is a message: 'This page will expire in 05:00 minutes, please complete the data entry in time to avoid timeout error.' Below this message, there is a table with columns 'Name of Educational Institutions' and 'State'. The table shows one entry: 'BARAK VALLEY ENGINEERING COLLEGE NIRALA' in 'Assam'. The page also includes a 'Back' button and a 'Filter by State' dropdown menu.

7. **Now, enter the payment details** (Candidate's name, DOB, Contact No., CEE Roll No, Branch allotted, etc) and **don't forget to check the Terms and Condition Box.**

This page will expire in 05.00 minutes, please complete the data entry in time to avoid timeout error.

**BARAK VALLEY ENGINEERING COLLEGE NIRALA** | VILL NIRALA PO MARJATKANDI DIST KARIMGANJ ASSAM, , Karimganj-788701

Enter Payment Details

Payment Category \*

1st Year JLEE Admission Fees

Name \*

Branch \*

CEE Roll No. \*

Mobile No. \*

Eight Thousand Eight Hundred \*

8800

Fixed:Rs.8800

Remarks :

Enter Your Details

Mobile No \*

+91

8. **Enter the captcha** and click on **Next** button.

Eight Thousand Eight Hundred \*

8800

Fixed:Rs.8800

Remarks :

erw

Enter Your Details

Mobile No \*

+91

8876078899

Retype Mobile No \*

+91

8876078899

Email ID :

xyz@bvec.ac.in

On successful completion of payment, you will receive the transaction reference number on this mobile number

On successful completion of payment, you will receive the transaction reference number on this email ID

☒ I have read and agreed to the [Terms & Conditions](#)

Enter the text as shown in the image \*

83nfr

Select one of the Captcha options \*

☒ Image Captcha

☐ Audio Captcha

83nfr


Back

Reset

Next

9. Now, the **Verify Payment Details** page will open up. **Check the details** that the candidate has entered and click **Next** Button.

Verify Payment Details

 **BARAK VALLEY ENGINEERING COLLEGE NIRALA**

Payment Details

Payment Category :

1st Year /JLEE Admission Fees

Total Amount :

INR 8,800.00

Name:

Branch:

CEE Roll No.:

----

Mobile No.:

--

Eight Thousand Eight Hundred:

Remarks :

--

Back

Next

© State Bank of India

[Privacy Statement](#) [Disclosures](#) [Terms of Use](#)

10. The Complete Payment page will appear now. Select the payment method of your choice and enter the details. **[In case of Payment through UPI, VPA means UPI ID].**

Payment Progress

✓

Select Payee

✓

Enter Payment Details

✓

Verify Payment Details


●

Complete Payment

○

Print Receipt


Net Banking



State Bank of India

Bank Charges: 11.8

Click Here




Other Banks Internet Banking

Bank Charges: 11.7

Click Here

Card Payments


This payment mode is not available between 23:30 hours IST and 00:30 hours IST



RuPay Debit Card

Bank Charges: 0.0

Click Here




Credit Cards

Bank Charges: 105.84

Click Here


Other Payment Modes



Branch

Bank Charges: 50.0

Click Here




NEFT/RTGS

Bank Charges: 75.0

Click Here

UPI is not available between 22:30 hours IST and 23:30 hours IST



UPI

Bank Charges: ---

Not Enabled

© State Bank of India

[Privacy Statement](#) [Disclosures](#) [Terms of Use](#)

11. Finally, after the successful payment, **download the receipt and bring the print out during admission.**